




HEFEI BOLO PET PRODUCT CO., LTD.		
Add: Hefei, Anhui China	Attn: Kathleen Chou	sales09@rentonchina.com Mob/Wechat/Whatsapp: +8618919699986
IMAGES	SPECIFICATION	
	Model No.:	PF-100
	Color:	grey/black
	Material:	steel frame+600D cation fabric+EVA wheel+PU leather handle
	Cradle detachable:	yes
	Max loading weight:	33lbs
	Unfolded size:	26.38x19.29x39.37inch
	Folded size:	27.56x12.6x12.6inch
	Cradle size:	23.62x12.6x22.05inch
	Wheel size:	5.5inch front/rear wheel
	Carton dimension:	17.52x11.22x24.21inch
	N.W./G.W.:	19.2/21.1lbs
	40HQ loading quantity:	870pcs
	Features:	√ One-click-to-fold handle
		√ Detachable basket can be put on car seat
		√ Large cradle inner space
		√ Suitable for cats and small dogs

IMAGES	SPECIFICATION	
	Model No.:	PF-101
	Color:	yellow/light grey/dark grey
	Material:	aluminum frame+600D oxford fabric+EVA wheel+PU leather handle
	Cradle detachable:	yes
	Max loading weight:	33lbs
	Unfolded size:	17.32x22.44x39.37inch
	Folded size:	17.32x22.44x10.24inch
	Cradle size:	18.5x11.8x20inch
	Wheel size:	5.5inch front wheel, 6.5inch rear wheel
	Carton dimension:	22.44x14.57x8.66inch
	N.W./G.W.:	10.8/13lbs
	40HQ loading quantity:	1460pcs
	Features:	√ Delicate portable easy-folding design
		√ Small size, saving space
		√ Fast rear brake
		√ Suitable for cats and small dogs


IMAGES	SPECIFICATION	
	Model No.:	PF-102
	Color:	light grey/dark grey/yellow
	Material:	aluminum frame+300D cation fabric+EVA wheel+PU leather handle
	Cradle detachable:	yes
	Max loading weight:	33lbs
	Unfolded size:	39x21.3x19inch
	Folded size:	27.6x19x7.9inch
	Cradle size:	20x18.5x11.8inch
	Wheel size:	5inch front wheel, 6inch rear wheel
	Carton dimension:	23.8x16.14x7.48inch
	N.W./G.W.:	10.8/13lbs
	40HQ loading quantity:	1440pcs
	Features:	√ High view from the cradle
		√ Small size, saving space
		√ Most popular in 2023 in Asian and European market
		√ Suitable for cats and small dogs


IMAGES	SPECIFICATION	
	Model No.:	PF-103
	Color:	black/pink/yellow/blue/orange
	Material:	steel frame+600D oxford fabric+EVA wheel+leather handle
	Cradle detachable:	yes
	Max loading weight:	33lbs
	Unfolded size:	25.2x19.7x38.6inch
	Folded size:	31.5x19.7x9.85inch
	Cradle size:	21.7x21.7x13.8inch
	Wheel size:	5.5inch front wheel, 6.5inch rear wheel
	Carton dimension:	28.9x16.85x7.87inch
	N.W./G.W.:	12.6/15.4lbs
	40HQ loading quantity:	1080pcs
	Features:	√ Large cradle inner space
		√ Large storage space
		√ All are omni-directional wheels
		√ Suitable for cats and small dogs

IMAGES	SPECIFICATION	
	Model No.:	PF-104
	Color:	black/khaki
	Material:	steel frame+linen fabric+PU wheel+leather handle
	Cradle detachable:	yes
	Max loading weight:	44lbs
	Unfolded size:	26.4x22.44x38.6inch
	Folded size:	33.1x22.44x7.48inch
	Cradle size:	13x21.7x23.6inch
	Wheel size:	6inch front wheel, 7inch rear wheel
	Carton dimension:	17.7x24.2x8.3inch
	N.W./G.W.:	12.7/15lbs
	40HQ loading quantity:	1170pcs
	Features:	√ Gloden color structure
		√ One-click-to-fold handle
		√ Large cradle inner space & storage space & big wheel
		√ Suitable for medium dogs

IMAGES	SPECIFICATION	
	Model No.:	PF-200
	Color:	blue/black
	Material:	steel frame+300D oxford fabric+EVA wheel+leather handle
	Cradle detachable:	no
	Max loading weight:	33lbs
	Unfolded size:	24.8x17.72x38.58inch
	Folded size:	30.71x9.06x17.72inch
	Cradle size:	23.23x12.99x22.83inch
	Wheel size:	5.5inch front/rear wheel
	Carton dimension:	16.34x8.07x29.92inch
	N.W./G.W.:	10.8/14.1lbs
	40HQ loading quantity:	1050pcs
	Features:	√ Portable and easy-folding
		√ Large storage space
		√ All are omni-directional wheels
		√ Suitable for cats and small dogs





IMAGES	SPECIFICATION	
	Model No.:	PF-201
	Color:	yellow/blue/red
	Material:	steel frame+300D oxford fabric+EVA wheel+leather handle
	Cradle detachable:	no
	Max loading weight:	33lbs
	Unfolded size:	25.2x17.72x38.98inch
	Folded size:	32.68x8.66x17.72inch
	Cradle size:	21.65x12.99x20.47inch
	Wheel size:	5.5inch front/rear wheel
	Carton dimension:	16.34x8.07x28.94inch
	N.W./G.W.:	12/13.5lbs
	40HQ loading quantity:	1080pcs
	Features:	√ Colorful pattern design
		√ Air-vent material, breathable
		√ Fast folding and portable, saving space
		√ Suitable for cats and small dogs


IMAGES	SPECIFICATION	
	Model No.:	PF-202
	Color:	blue/black
	Material:	steel frame+600D oxford fabric+EVA wheel+leather handle
	Cradle detachable:	no
	Max loading weight:	33lbs
	Unfolded size:	25.6x18.9x38.98inch
	Folded size:	38.2x18.9x11.81inch
	Cradle size:	24.41x12.99x23.62inch
	Wheel size:	6inch front/rear wheel
	Carton dimension:	16.34x8.07x28.94inch
	N.W./G.W.:	11.7/14.6lbs
	40HQ loading quantity:	1080pcs
	Features:	√ 600D waterproof oxford fabric
		√ All are omni-directional wheels
		√ Large storage space
		√ Suitable for cats and small dogs





IMAGES	SPECIFICATION	
	Model No.:	PF-203
	Color:	light blue/dark blue/black
	Material:	steel frame+300D cation fabric+EVA wheel+leather handle
	Cradle detachable:	no
	Max loading weight:	33lbs
	Unfolded size:	29.33x20.5x38.58inch
	Folded size:	30.3x20.5x10.24inch
	Cradle size:	20.9x12.6x22.83inch
	Wheel size:	5.5inch front, 7inch rear wheel
	Carton dimension:	17.72x6.7x30.7inch
	N.W./G.W.:	10.1/12.4lbs
	40HQ loading quantity:	1100pcs
	Features:	√ Three wheels, swivel wheel
		√ Large storage space
		√ Easy -folding and portable
		√ Suitable for cats and small dogs

IMAGES	SPECIFICATION	
	Model No.:	PF-204
	Color:	blue+black
	Material:	steel frame+300D oxford fabric+EVA wheel+leather handle
	Cradle detachable:	no
	Max loading weight:	33lbs
	Unfolded size:	21.3x20.5x41.34inch
	Folded size:	24.8x20.5x11.42inch
	Cradle size:	20.9x12.8x21.65inch
	Wheel size:	5inch front, 6inch rear wheel
	Carton dimension:	9.1x17.32x22.44inch
	N.W./G.W.:	14.33/16.75lbs
	40HQ loading quantity:	1175pcs
	Features:	√ One-click-to-fold handle
		√ Large storage space
		√ Easy -folding and portable
		√ Suitable for cats and small dogs


IMAGES	SPECIFICATION	
	Model No.:	PF-206
	Color:	camel
	Material:	steel frame+600D cation fabric+EVA wheel+leather handle
	Cradle detachable:	no
	Max loading weight:	33lbs
	Unfolded size:	30.71x20.08x39.37inch
	Folded size:	33.46x20.08x12.2inch
	Cradle size:	25.98x12.99x21.26inch
	Wheel size:	6.5inch front, 6.5inch rear wheel
	Carton dimension:	9.45x18.5x29.92inch
	N.W./G.W.:	24.25/26.46lbs
	40HQ loading quantity:	790pcs
	Features:	√ Large cradle inner space
		√ Big wheels
		√ 600D soft waterproof cation fabric
		√ Suitable for cats and small dogs


IMAGES	SPECIFICATION	
	Model No.:	PF-207
	Color:	red/green grey
	Material:	steel frame+600D oxford fabric+EVA wheel+leather handle
	Cradle detachable:	no
	Max loading weight:	33lbs
	Unfolded size:	23.62x17.32x38.98inch
	Folded size:	16.54x15.35x45.28inch
	Cradle size:	16.54x12.6x20.47inch
	Wheel size:	5.5inch front/rear wheel
	Carton dimension:	9.45x7.68x44.09inch
	N.W./G.W.:	9.04/10.8lbs
	40HQ loading quantity:	1300pcs
	Features:	√ Easy -folding and portable
		√ All are omni-directional wheels
		√ Size small saving space
		√ Suitable for cats and small dogs


IMAGES	SPECIFICATION	
	Model No.:	PF-300
	Color:	grey green
	Material:	steel frame+600D oxford fabric+EVA wheel+leather handle
	Cradle detachable:	yes
	Max loading weight:	33lbs+33lbs
	Unfolded size:	25.98x19.69x38.58inch
	Folded size:	35x12.2x18.9inch
	Cradle size:	22.8x12.2x13.4inch, both same
	Wheel size:	5.5inch front wheel, 6.5inch rear wheel
	Carton dimension:	17.32x7.3x31.1inch
	N.W./G.W.:	17.5/19.4lbs
	40HQ loading quantity:	1050pcs
	Features:	√ Two baskets for two pets
		√ Both baskets detachable
		√ Suitable for cats and small dogs


IMAGES	SPECIFICATION	
	Model No.:	PF-301
	Color:	green/yellow
	Material:	steel frame+600D oxford fabric+EVA wheel+leather handle
	Cradle detachable:	yes
	Max loading weight:	22lbs+33lbs
	Unfolded size:	25.2x17.72x38.98inch
	Folded size:	22.44x11x19.3inch
	Cradle size:	upper15.16x12.6x9.84inch lower 23.62x12.6x10.63inch
	Wheel size:	5.5inch front/rear wheel
	Carton dimension:	17.52x11.22x24.21inch
	N.W./G.W.:	21.16/24.25lbs
	40HQ loading quantity:	870pcs
	Features:	√ One-click-to-fold handle
		√ With storage space
		√ One basket for 10kg pet and the other for 15kg pet
		√ Suitable for cats and small dogs





IMAGES	SPECIFICATION	
	Model No.:	PF-302
	Color:	blue/dark grey
	Material:	steel frame+600D oxford fabric+EVA wheel+leather handle
	Cradle detachable:	yes
	Max loading weight:	33lbs+33lbs
	Unfolded size:	25.2x20.1x41.34inch
	Folded size:	23.23x20.1x11.02inch
	Cradle size:	upper 20.5x12.6x18.11inch lower 22.83x12.6x13.4inch
	Wheel size:	6inch front, 7inch rear wheel
	Carton dimension:	17.32x10.83x23.23inch
	N.W./G.W.:	20.5/22.93lbs
	40HQ loading quantity:	950pcs
	Features:	√ One-click-to-fold handle
		√ Both baskets detachable and can be put on car seat
		√ Big wheels
		√ Suitable for cats and small dogs

IMAGES	SPECIFICATION	
	Model No.:	PF-400
	Color:	blue
	Material:	steel frame+600D oxford fabric+EVA wheel+leather handle
	Cradle detachable:	yes
	Max loading weight:	44lbs
	Unfolded size:	25.2x22.83x38.58inch
	Folded size:	30.7x22.83x10.63inch
	Cradle size:	23.62x14.96x14.17inch
	Wheel size:	6inch front wheel, 8inch rear wheel
	Carton dimension:	20.87x8.66x28.15inch
	N.W./G.W.:	16.6/19.5lbs
	40HQ loading quantity:	815pcs
	Features:	√ Large cradle inner space
		√ Front window design
		√ Detachable basket, easy-folding
		√ Suitable for medium dogs


IMAGES	SPECIFICATION	
	Model No.:	PF-401
	Color:	khaki
	Material:	steel frame+600D oxford fabric+EVA wheel+leather handle
	Cradle detachable:	yes
	Max loading weight:	44lbs
	Unfolded size:	25.2x22.83x38.58inch
	Folded size:	30.71x22.83x10.63inch
	Cradle size:	24.4x15x22inch
	Wheel size:	6inch front wheel, 8inch rear wheel
	Carton dimension:	20.87x8.66x28.15inch
	N.W./G.W.:	15.7/18.6lbs
	40HQ loading quantity:	815pcs
	Features:	√ Easy -folding and portable
		√ Large cradle inner space
		√ Big rear wheels
		√ Suitable for medium dogs


IMAGES	SPECIFICATION	
	Model No.:	PF-402
	Color:	grey
	Material:	steel frame+600D oxford fabric+EVA wheel+leather handle
	Cradle detachable:	No
	Max loading weight:	66lbs
	Unfolded size:	32.68x24.41x40.94inch
	Folded size:	47.24x24.41x10.24inch
	Cradle size:	29.13x16.93x16.54inch
	Wheel size:	8inch front wheel, 10inch rear wheel
	Carton dimension:	20.87x8.27x32.28inch
	N.W./G.W.:	18.74/22.93lbs
	40HQ loading quantity:	740pcs
	Features:	√ One-click-to-fold handle
		√ Big wheels
		√ Suitable for injured animals
		√ Suitable for medium dogs


IMAGES	SPECIFICATION	
	Model No.:	PF-403
	Color:	black/grey
	Material:	aluminum alloy frame+600D cation fabric+EVA wheel+leather handle
	Cradle detachable:	yes
	Max loading weight:	44lbs
	Unfolded size:	30.71x22.83x40.16inch
	Folded size:	25.2x22.83x10.63inch
	Cradle size:	24.8x12.6x20.47inch
	Wheel size:	7inch front wheel, 10inch rear wheel
	Carton dimension:	18.31x10.24x29.53inch
	N.W./G.W.:	17.46/21lbs
	40HQ loading quantity:	750pcs
	Features:	√ One-click-to-fold handle
		√ High view from the cradle
		√ Aluminum alloy frame, stable and durable
		√ Suitable for medium dogs


IMAGES	SPECIFICATION	
	Model No.:	PF-500
	Color:	yellow/brown/red/orange/blue/green
	Material:	alloy frame+600D oxford fabric+EVA wheel+leather handle
	Cradle detachable:	no
	Max loading weight:	99lbs
	Unfolded size:	39.37x25.2x39.8inch
	Cradle size:	26.77x16.9x22.8inch
	Wheel size:	8inch front wheel, 16inch rear wheel
	Carton dimension:	31.9x9.1x20.1inch
	N.W./G.W.:	24/26.9lbs
	40HQ loading quantity:	710pcs
	Features:	√ Large cradle inner space
		√ Able to be connected to Bicycle
		√ Big wheels
		√ Suitable for large dogs




IMAGES	SPECIFICATION	
	Model No.:	PF-501
	Color:	yellow/brown
	Material:	alloy frame+600D oxford fabric+EVA wheel+leather handle
	Cradle detachable:	no
	Max loading weight:	99lbs
	Unfolded size:	43.31x32.28x42.52inch
	Cradle size:	29.53x23.62x23.62inch
	Wheel size:	8inch front wheel, 20inch rear wheel
	Carton dimension:	35.04x9.06x27.36inch
	N.W./G.W.:	26.9/31.08lbs
	40HQ loading quantity:	480pcs
	Features:	√ Large cradle inner space
		√ Able to be connected to Bicycle
		√ Big wheels
		√ Suitable for large dogs

IMAGES	SPECIFICATION	
	Model No.:	PF-600
	Color:	gray yellow/green yellow/black blue/black green/black red
	Material:	steel frame+600D oxford fabric+EVA wheel+leather handle
	Cradle detachable:	no
	Max loading weight:	132lbs
	Unfolded size:	37.4x25.6x41.7inch
	Folded size:	37.4x25.6x15.4inch
	Cradle size:	21.3x13x19.7inch
	Wheel size:	8inch front wheel, 11inch rear wheel
	Carton dimension:	23x8.7x34.1inch
	N.W./G.W.:	21.8/28.7lbs
	40HQ loading quantity:	610pcs
	Features:	√ One-click-to-fold handle
		√ Panoramic view from the cradle
		√ Big wheels
		√ Suitable for giant dogs

IMAGES	SPECIFICATION	
	Model No.:	PF-601
	Color:	gray/gray yellow/gray red
	Material:	steel frame+600D cation fabric+EVA wheel+leather handle
	Cradle detachable:	no
	Max loading weight:	132lbs
	Unfolded size:	37x28.4x42.52inch
	Folded size:	37x28.4x12.6inch
	Cradle size:	31.9x21.3x21.7inch
	Wheel size:	7inch front wheel, 12inch rear wheel
	Carton dimension:	22.8x8x35inch
	N.W./G.W.:	21.8/28.7lbs
	40HQ loading quantity:	640pcs
	Features:	√ Easy -folding and portable
		√ Panoramic view from the cradle
		√ Big rear wheels
		√ Suitable for giant dogs

IMAGES	SPECIFICATION	
	Model No.:	PF-602
	Color:	gray yellow/green yellow/black blue/black green/black red
	Material:	steel frame+600D oxford fabric+EVA wheel+leather handle
	Cradle detachable:	no
	Max loading weight:	132lbs
	Unfolded size:	37.4x25.6x41.7inch
	Folded size:	37.4x25.6x15.4inch
	Cradle size:	21.3x13x19.7inch
	Wheel size:	8inch front wheel, 11inch rear wheel
	Carton dimension:	23x8.7x34.1inch
	N.W./G.W.:	21.8/28.7lbs
	40HQ loading quantity:	610pcs
	Features:	√ One-click-to-fold handle
		√ Fast rear brake
		√ Big rear wheels
		√ Suitable for giant dogs

IMAGES	SPECIFICATION	
	Model No.:	PF-604
	Color:	gray/red
	Material:	steel frame+600D cation fabric+EVA wheel+leather handle
	Cradle detachable:	no
	Max loading weight:	132lbs
	Unfolded size:	37x28.4x42.52inch
	Folded size:	37x28.4x12.6inch
	Cradle size:	31.9x21.3x21.7inch
	Wheel size:	7inch front wheel, 12inch rear wheel
	Carton dimension:	22.8x8x35inch
	N.W./G.W.:	21.8/28.7lbs
	40HQ loading quantity:	530pcs
	Features:	√ Easy -folding and portable
		√ Panoramic view from the cradle
		√ 600D soft waterproof cation fabric
		√ Suitable for giant dogs